



District Report Card: 2017


State: Punjab	District: Muktsar
Class: 5	Subject: Language
Schools: 61	Students: 1169


Participation/Coverage


Students

<div>GENDER</div> <div></div>	Boys				Girls			
	Number		%		Number		%	
	612		52.35		557		47.65	

<div>AREA</div> <div></div>	Rural				Urban			
	Number		%		Number		%	
	973		83.23		196		16.77	

<div>CATEGORY</div> <div></div>	SC		ST		OBC		GEN	
	Number	%	Number	%	Number	%	Number	%
	930	79.56	0	0.00	137	11.72	102	8.73

<div>CWSN</div> <div></div>	LD	VI	HI	S&LD	ID	Oth
	0	3	5	3	4	1

<div>Management</div> <div></div>	Government			Government-aided		
	Number		%	Number		%
	1127		96.41	42		3.59

Average Performance of Students in Language (%)

Overall	Gender		Area		Management		Social Group			
	Male	Female	Rural	Urban	Govt.	Aided	SC	ST	OBC	GEN
45.75	44.81	46.77	46.35	42.76	45.62	49.21	45.25	0.00	47.15	48.37

Performance on Learning Outcomes (LOs)

Learning Outcomes	Description	Average Performance(%)
L504	Reads and comprehends independently storybooks, news items/ headlines, advertisements etc.	37.26
L508	Reads text with comprehension, locates details and sequence of events	49.99

Range of Performance of Students who Answered Correctly							
Below 30%		30% - 50%		50% - 75%		Above 75%	
Number	%	Number	%	Number	%	Number	%
281	24.04	401	34.30	380	32.51	107	9.15

Lowest Performing Learning Outcomes (LOs)

- 1 - Reads and comprehends independently storybooks, news items/ headlines, advertisements etc. (37.26)
- 2 - Reads text with comprehension, locates details and sequence of events (49.99)